

MAM-PF[®]

CHO PRODUCTION MEDIA

Benefits at a glance:

- ACF (Animal Component Free)
- Chemically defined
- High cell densities
- Pharmaceutical application
- High product yield

History

Forty years of experience serving the Swiss biological community.

2015 the brand new liquid media production plant was opened.

1993 BioConcept added the Amimed® brand to its portfolio.

BioConcept has developed a strong international presence with its Amimed® brand.

BioConcept has a positive reputation because the company is constantly updating its practices in order to keep up with the advancing field of cell biology.

Flexibility

BioConcept is a privately held company.

BioConcept listens to the customers' needs and does its utmost to meet them.

Powder and liquid media plants.

Batch sizes from 5 up to 5,000 Litres. 1 kg powder up to 800 kg.

Production with WFI (Water For Injection).

Media can be delivered within a few weeks if needed.

Facilities

In 2015 BioConcept opened its brand new liquid media plant. The plant was designed to uphold a maximum degree of sterility through its state of the art air processing system and advanced machinery.

More information:

www.bioconcept.ch/de/Downloads





Highlights

of the MAM-PF® series

Animal Component Free

MAM-PF® media do not contain proteins or undefined hydrolysates.

Chemically defined

BioConcept holds TSE certificates for each component to ensure EMA/410/01 conformity.

Easy adaptation

In many cases it is possible to switch directly from your current medium to MAM-PF®.

High cell density combined with high product yield

- Antibody production of up to 5.5 g/L.
- EPO of up to 2.5 g/L (see graph below).
- Cell density up to 3.7×10^7 cells/ml.

Liquid batch capacity

Batch sizes ranging from 5-5000 litre, water for injection (WFI) is the highest quality available.

Powder batch capacity

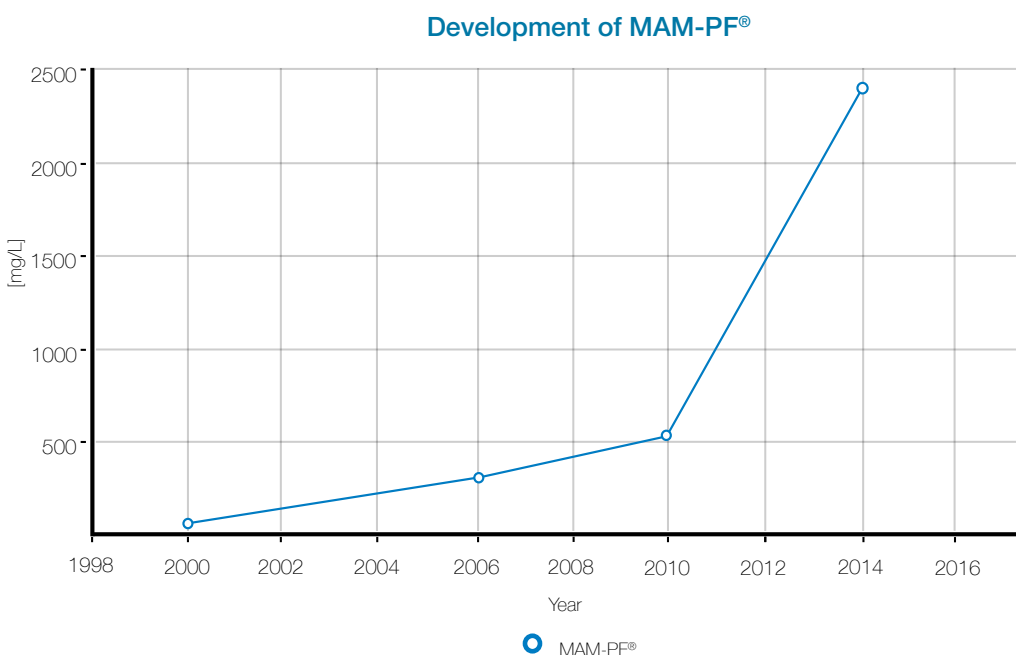
Batch sizes ranging from 1 - 800 kg, our milling process results in particle sizes of around 20 µm (d50). This leads to a quick dissolution of the powder medium.

Feed mixes

Various feed mixes are available for high density cell culture and high productivity.

Glycosylation

Best glycosylation pattern observed.



Increase of Erythropoietin (EPO) yields during the system development. Within the last 4 years the product yield could be quadrupled up to 2.3 g/L using the MAM-PF77® medium and FMS3 in a fed-batch.

MAM-PF® series

MAM-PF® (Mammalian Artificial Medium - Protein Free) media are Animal Component Free (ACF) and in accordance with the strict quality guidelines EMA/410/01. MAM-PF® is a production media. It is protein-free and protein hydrolysates free, chemically defined and for high cell density cultivation of a variety of cell lines such as CHO (Chinese Hamster Ovary) cells or BHK (Baby Hamster Kidney) cells and the high level expression of recombinant proteins. BioConcept holds a certificate for every single component used in the MAM-PF® media series to guarantee an untainted and exceptional final product.

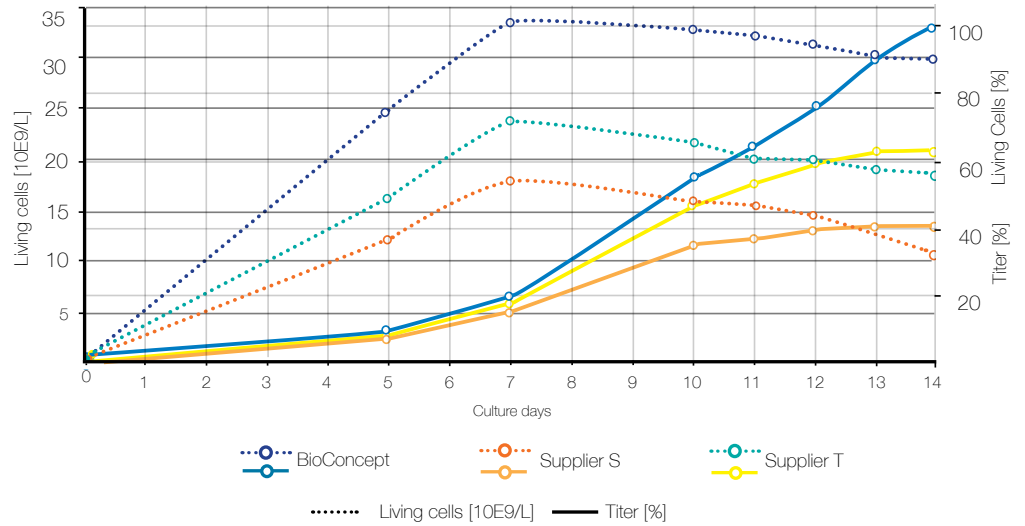
Performance

Cell Density

CHOSI cells cultured in MAM-PF77[®] have shown the fastest growth and a ~100% and ~40% higher cell density compared to media by Suppliers S and T. This corresponds with the final product titers at the end of the fed-batch, respectively (All cultures were fed with FMS3 in the same feed regime).

The higher viability in the stationary phase shows that the glycosylation in MAM-PF77[®] was superior.

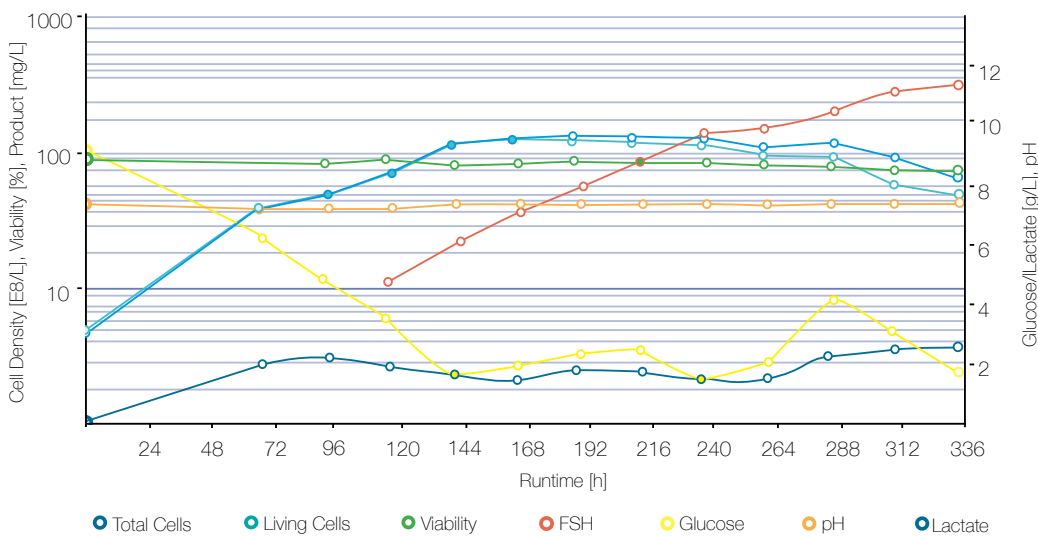
MAM-PF[®] and Other Suppliers



Performance of MAM-PF77[®] and two different CHO media suppliers in a 14-day fed-batch mAb production.



FSH produced with MAM-PF[®] and FMS3



FSH

A cell density of over 100 mio. cells per liter can be reached through mixing the CHO feed mix FMS3 to MAM-PF77[®]. It is possible to achieve a titer of over 350 mg/L of the highly glycosylated follicle-stimulating hormone (FSH) within 14 days in a stirring bioreactor tank, making it a very high quality product. As determined during the purification process, 45% of the product showed an isoform-pattern, low aggregates, and low oxidized forms. MAM-PF77[®] can be used to produce quality FSH that fulfills its Ph.Eur. requirements.

14-day bioreactor production scheme of the high glycosylated follicle-stimulating hormone (FSH) using MAM-PF77[®] and the FMS3 feed mix.

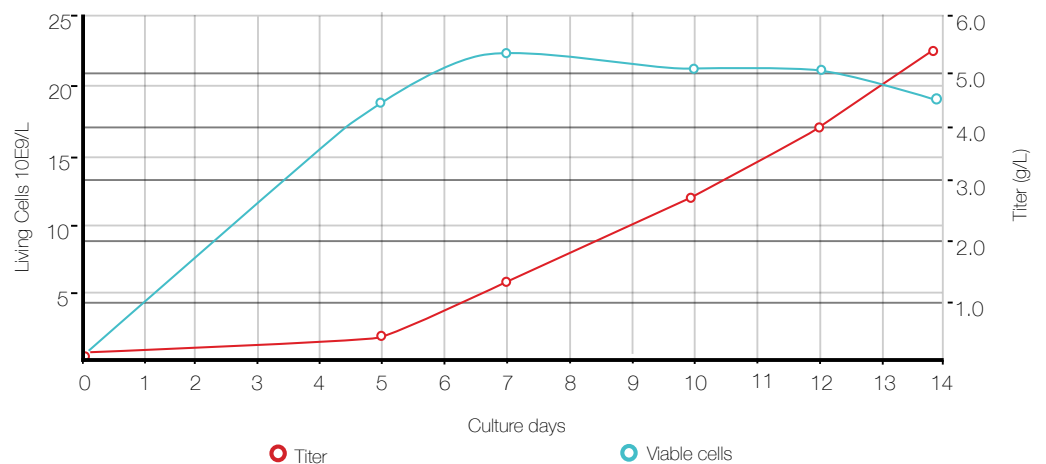
Application Data Antibody



Ipilimumab

The continuous innovation and development of the MAM-PF[®] media series has led to the brand new MAM-PF77[®] cell culture medium and CHO Feed Mixes FMS3 and FMU. MAM-PF[®] media now increase productivity of Ipilimumab (monoclonal antibody) by up to 5g/L. The new expression system is also viable in fed-batch and perfusion systems.

Ipilimumab produced with MAM-PF[®] and FSU



High yields of mAbs, e.g. > 5g/L Ipilimumab can be reached in a 14-day fed-batch system using MAM-PF77[®] plus the novel CHO feed mix FMU.



Selection of pre-developed biosimilars produced with MAM-PF® media series.

API (Indication)	Available (EUGENEX Biotechnologies)	Brand Name (Originator)	Global Sales 2012 Estimates [Mio \$]
EPO , Epoetin alpha (Anemia)	Cell-Line & USP & DSP	Epogen (Amgen) Eprex (Johnson)	~5.000
DPO , Darbepoetin alpha (Anemia)	Cell-Line & USP & DSP	Aranesp (Amgen)	~2.500
INFb , Interferon beta 1a (MS)	Cell-Line & USP & DSP	Avonex (Biogen) Rebif (Serono)	~1.200
FSH , follicle stimulating hormon (Infertility); also hCG & LH	Cell-Line & USP & DSP	Gonal-F (Serono) Puregon (Organon)	~500 ~300
Etanercept , TNFa receptor IgG (chronical arthritis, psoriasis)	Cell Line USP & DSP	Enbrel (Amgen, Pfizer, Takeda)	~8.400
Adalimumab , TNFa Mab (rheumatoid arthritis, Crohn's)	Cell Line USP & DSP	Humira (Abbott)	~9.300
Rituximab , CD20 Mab (rheumatoid arthritis, lymphoma)	Cell Line USP & DSP	Rituxan (Roche)	~6.900
Trastuzumab , HER2 Mab (mammarcarinom)	Cell Line USP & DSP	Herceptin (Roche)	~6.100
Bevacizumab , VEGF Mab (colorectal cancer)	Cell Line USP & DSP	Avastin (Roche)	~6.300
Cetuximab , EGF receptor Mab (colorectal cancer)	Cell Line USP	Erbix (BMS, Imclone)	~1.000
Omalizumab , IgE Mab (persistent allergic asthma)	Cell Line USP	Xolair (Genentech/Novartis)	~1.000
Denosumab , RANKL IgG (osteoporosis, colorectal cancer)	Cell Line USP	Prolia (Amgen)	~500
Eculizumab , Complement C5 Mab (hemoglobinuria (PNH))	Cell Line USP	Soliris (Alexion)	~1.100
Ipilimumab , CTLA-4 IgG1 (metastatic melanoma)	Cell Line USP	Yervoy (BMS)	~1.000
Tocilizumab , IL-6R IgG1 (Castelman, rheumatoid arthritis)	Cell Line	Actemra (Roche, Chugai)	~1.000
Abatacept , CTLA-4-IgG1 fusion (rheumatoid arthritis)	Cell Line	Orencia (BMS)	~1.000
Pertuzumab , Her2 dimer inhibitor (metastatic breast cancer)	Cell Line USP	Omnitarg (Roche)	~1.000
Panitumumab , EGF-R Mab (colorectal cancer)	Cell Line	Vectibix (Genentech/Novartis)	~400
Ofatumumab , CD20 IgG1 2 nd Gen. (leukemia and others)	Cell Line	Arzerra (Genmab/GSK)	~100

Biosimilars and MAM-PF®

Biosimilars are highly diverse and complex. The medicines are a large group that include growth factors, cytokines, hormones, monoclonal antibodies (mAb) and, potentially, vaccines (Huzair and Kale, 2015). Due to their complexity and post-translational modifications (e.g. glycosylation of mAbs), many biosimilars are produced using the CHO (Chinese Hamster Ovary) expression system. Finding a medium that meets the strict regulations set for biosimilar production and creates a highly superior product can be challenging. Nevertheless, you must look no further: At BioConcept we offer high quality products that are both fully chemically defined and animal component free. This is the ground-breaking MAM-PF® media series. In the adjoining table you will find a selection of successfully produced biosimilars that are cultured with MAM-PF® media in the designed expression CHO host cell line (propriety of EUGENEX Biotechnologies).

Selection of references for the MAM-PF media series:

Harald Zähringer (2009). Product survey: Protein expression systems :New Protein Factories. Lab Times (6) 58-63.

Stefan Nahrgang (2002). Influence of cell-line and process conditions on the glycosylation of recombinant proteins. Dissertation EPFL, Lausanne.

Ravish Patel, Rustom Mody (2013). Development of In-Vitro cell based assay for the determination of biological activity of FSH using a CHO based recombinant cell line. Research in Biotechnology 4(1) 12-20.

Ravish Patel, Susobhan Das, Rustom Mody, Jayesh Maradiya (2012). A Novel Cell Based Approach for Potency Determination of Recombinant Human Follicle Stimulating Hormone. Advances in Biological Research 6 (6) 210-220.

Alexander Hähnel, Benjamin Pütz, Kai Iding, Tabea Niediek, Frank Gudermann, Dirk Lütkemeyer (2011). Evaluation of a disposable stirred tank bioreactor for cultivation of mammalian cells. BMC Proceedings 5 (Suppl 8):P54.

Link, J, Rattenholl, A., Lütkemeyer, D., and Gudermann, F.Characterisation of gas transfer properties in shake flasks using disposable pH and dissolved oxygen sensors and their application in mammalian high cell density cultures (Poster). URL: http://microsite.sartorius.com/fileadmin/Image_Archive/microsite/sensolux/pdf/11_05_12_Poster_Sensolux.pdf

Schumann et. al. (2009). Method for purifying erythropoietin. United States Patent No: US 7,619,073 B2.

BioConcept is serving you:

Swiss Cell Culture Media

CHO cell culture media (ACF)
Insect cell culture media
Hybridoma cellculture media
Classical cell culture media
Sterile salt solutions
And more

Discover more on:
www.bioconcept.ch

Your local distributor:



BioConcept Ltd.
Paradiesrain 14
Postfach 427
CH-4123 Allschwil/BL
Switzerland

Tel: +41 (0)61 486 80 80
Fax: +41 (0)61 486 80 00
Web: www.bioconcept.ch
E-Mail: info@bioconcept.ch

Version Nr: CHO20160421

